

Freebie!

Dinosaurs!

A Sight Word Game

Featuring words
typically taught in

First Grade

© 2015



I can play...

1. Draw a card and read.



2. Special Cards




Pick another card and read the word.



Put the card back. Next player picks a card.



Nicely ask another player for their card. Read the word.




a



the




and



go



had




he



see



has



you



like




me



my



play




we



of



in



have



is




it




can



am




at



to



as



red



yellow




blue




green



his




him



on



not



white



pink




gray



did



purple




orange



brown



black



all



look




with



her



girl




for



but



up



that



here



make



down



what




was



were



said



out



do




little




when



they




some



there



boy



eat



I




good



where



then




be



she



come



come



little



does



very



them



an



make




her



Found a cave to hide!
Draw again.



Volcano erupts!
Lose a turn.



Volcano erupts!
Lose a turn.



Volcano erupts!
Lose a turn.



Found a cave to hide!
Draw again.



Found a cave to hide!
Draw again.



Sabre Tooth tiger
chases you! Take a
card from a friend.



Sabre Tooth tiger
chases you! Take a
card from a friend.

Name: _____

Date: _____

Dinosaurs!

Directions: Write the words you picked while playing Dinosaurs!



Directions: Use one of the words in a sentence.
